

Week Two: Video Field Trips



Introduction

The knowledge of the world is only to be acquired in the world, and not in a closet. - Lord Chesterfield

Objectives

- ★ Participants will explore ways to find video conference content or programs suitable for their curriculum.
- ★ Participants will analyze 2-4 programs for usability and preparation materials.



★ Navigation Note ★

The **buttons** in the assignments below and on the top menu jump to different sections of this week's assignment.

Assignments

★ **Monday-Tuesday** Read the assigned articles and participate in the discussion.

★ **Tuesday-Wednesday** the resources and links on finding and accessing content providers for virtual field trips.

★ **Wednesday-Friday** Participate in the discussion.


★ **Friday** up and complete the Feedback Survey.



Open Mic

Open Mic is a time for you to discuss the readings for this week. To share your experiences related to the readings. To ask questions of each other. You talk!

Read at least two articles below. We encourage you to bookmark and/or print articles and links that you enjoy in the class.

- 
- ★ Colbert, R., and Greenberg, A. "[Best Practices in Live Content Acquisition by Distance Learning Organizations: Enhancing the Primary and Secondary School Classroom by Tapping Content Resources via Two-Way Interactive Video](#)." *Polycom Whitepaper*. October 2003.
 - ★ Howard-Kennedy, J. "[Middle School Videoconferencing Fosters Global Citizenship](#)." *Converge*. July 2004.
(This is a web archive version of this article as the archives are no longer online.)
 - ★ Lim, J. "[Video conference "field trip" programs provide connections to far away people and places](#)." *MACUL Newsletter*. March 2003. (MACUL has recently redone their website and this article has not yet been posted back online. The link goes to the original PDF submission.)
 - ★ McDonough, B. "[Wild About Science](#)." *OnCUE Journal*. September/October 2003. *Note: This is a web archive of the article, so the links & graphics probably won't work.*
 - ★ Pierce, D. "[Interactive video conferences cover all the bases](#)." *eSchoolNews*. July 6, 2006. *You may need to get a free account to access this article.*
 - ★ Smith, F. "[Learning from the Pros](#)." *Edutopia*. July 2006.

Discussion Question

- ★ Under what circumstances is it appropriate or essential to receive instruction from outside the classroom? Why should we enhance our instruction with guest speakers or bring in other content sources? Share an experience or story that supports your perspective.

Share your ideas and thoughts in the **Week 2 Open Mic Forum**. Give evidence that you read the two articles in your answer to the questions. Look for the **Open Mic** forum for this week under **Forums** or under **Week 2**.

Respond to at least one other person. Ask questions. Share similar experiences. Make a connection to your own reading or experience. Suggest a new idea.



© 2004 Berrien County Intermediate School District. Developed by [Janine Lim](#).

Explore

Content Providers

A content provider is a zoo, museum, or other such organization that offers "content." Content includes:

- ★ a virtual tour
- ★ a self contained lesson
- ★ an inquiry activity
- ★ question and answer time with an expert

Content providers offer programs. Many terms are used for these programs, such as:

- ★ electronic field trip
- ★ video field trip
- ★ edventure
- ★ distance learning programs
- ★ What term does your district use?

Many providers across the nation and around the world offer programs to K-12 students. How can you find content? The best place to start is the **BCISD VC Program Database**. This is the most complete and comprehensive database of programming you can find online. You access it several ways:

- Local teachers, use the [BCISD Distance Learning](#) page. Click on Search VC Programs in the top right green box.
- Others, you can use the [TWICE website](#). Go to [Field Trips](#).
- Or you can use the [Polycom Education](#) website.
- Or you can use [this direct URL for the search page](#).
- Some consortiums also have a search box on their site that uses our database.

You can also try [Center for Interactive Learning and Collaboration](#). Try this treasure hunt:

- ★ search for a favorite keyword (in the description field)



Other Places to Find Content

- [SBC Videoconferencing Adventures](#)
- [NYIT Educational Enterprise Zone](#) Some new sites mostly in the New York area.
- [Partners in Distance Learning](#)
- [South Wisconsin Instructional Network](#)

- ★ search for "art" or "zoo" or "music" or "science" in the content provider field
- ★ search for all the programs for your grade level
- ★ search for all the programs that are \$50 or less
- ★ search for the most recently updated programs

Previewing Programs

One of the most commonly asked questions regarding video conference content is, *How can I see what the program is like?* There isn't as much available as we might like; however here are a few starting points.

- ★ [SWING Network video clips](#) (If you have trouble with these, install the latest version of [QuickTime](#).)
- ★ [Berrien County ISD Favorite Field Trips](#)
- ★ [Cleveland Museum of Art video clips](#) - choose distance learning programs - then explore the titles. Some of them have video clips.
- ★ [Aquatic Research Interactive](#)
- ★ [Milwaukee Public Museum](#) program archives.
- ★ [Orange County Videoconference Archives](#)
- ★ [Great Barrier Reef Headquarters](#)
- ★ [Ohio Historical Society](#): Only some of the programs have clips. Mostly the ones offered by the Ohio Historical Society. They list some by Fort Ancient Museum too.
- ★ [Vanberbilt Virtual School Video Archive](#)
- ★ [CBS Features VC Field Trips](#)
- ★ Contact the presenter! Sometimes the best way to find out if a program meets your needs is to discuss the program with the presenter. Sometimes they are willing to tailor the program to your curriculum, too.



[Next: Guest Speakers and Scheduling](#)






Spotlight

The spotlight is on you! Your turn to apply what you've learned!

Compare Two Programs

Pick a unit that you teach and find at least two programs for that topic. These should be two programs **new to you**. You will find the [BCISD VC Program Database](#) and [CILC](#) searchable databases most useful for this assignment. In the **Discussion Board** compare the two programs.

-  What is different between the two programs?
-  Which would you choose of those two programs and why?
-  What criteria did you use to make your choice?

In addition, if you wish, feel free to share an experience or two with a content provider you have connected to and enjoy.

Share your results in the **Spotlight Discussion Board** forum for this week. **Respond** to at least two other people. Ask questions. Share similar experiences. Make a connection to your own reading or experience. Suggest a new idea.





Feedback

You've had a great week exploring ways to find video conference programs that enhance your curriculum. Now please fill out the **Feedback Survey** under this week's materials to give us ideas of how to improve this course.



Things to Consider

Some final considerations to think about or discuss with your colleagues (in your district or online).

- ★ How are video field trips funded in your area?
- ★ What support do you have for finding and participating in programs?
- ★ What content might you have available to offer to others?

Bibliography: For Further Reading

★ [Best Practices in Live Content Acquisition by Distance Learning Organizations](#)

Enhancing the Primary and Secondary School Classroom by Tapping Content Resources via Two-Way Interactive Video

★ [CILC Videoconference Publications](#) Research and program planning guides.

